



Thermoelectric Power Generator

Description

Features

- **Produces up to 18 watts of power at 415°C ΔT**
- **Operates up to 600°C¹**
- **Projected Max Power 35 watts**
- **Fully Encapsulated Array**
(Greatly simplifies generator construction)
- **High Performance PbTe and TAGS**
(Up to 12% efficient)

The MPG Series A6-200:2018-009A Thermoelectric Power Array is designed as a solid state converter of heat to electricity at higher temperatures up to 600°C. It consists of 54 couples of high performing PbTe and TAGS based materials produced using MicroPower Global’s proprietary crystal growth and device technologies. Individual dice are sandwiched between high temperature ceramic plates. Long operational life is possible when used in a reducing atmosphere.

Applications

Power Supplies

- Use waste heat to generate a source of power in remote locations.
- Burn a hydrocarbon fuel to generate a source of power in remote locations.
- Cathodic protection
- Telecommunications

Self Powered Devices

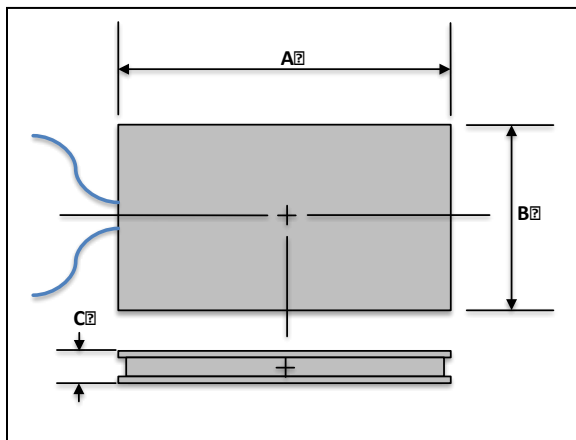

- Heaters
- Water Heaters
- Furnaces
- Vehicle Engine Heaters

Waste Heat Recovery

- Engine exhaust powered alternator replacement
- Industrial operations such as refineries, foundries, glass and cement plants

Renewable Energy

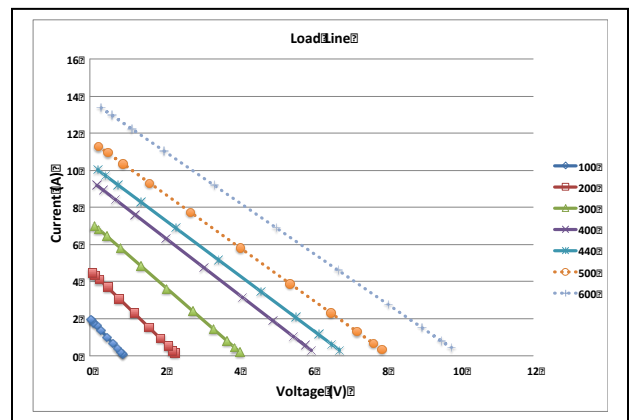
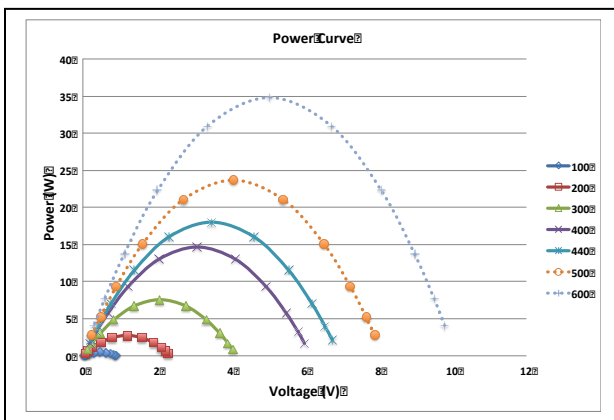
- Solar Concentrators
- Wood burning stoves
- Geothermal
- Incinerators



| A (cm) | B (cm) | C (cm) |
|--------|--------|--------|
| 5.1 | 4.2 | 0.5 |



| Parameter | Conditions | Typical | Units |
|-----------------------|--|---------|-------|
| Power | $T_h=440^{\circ}\text{C}$, $T_c=25^{\circ}\text{C}$ @ matched load | 18 | Watts |
| Voltage, Open Circuit | $T_h=440^{\circ}\text{C}$, $T_c=25^{\circ}\text{C}$ | 7.0 | Volts |
| Voltage, Matched Load | $T_h=440^{\circ}\text{C}$, $T_c=25^{\circ}\text{C}$ @ matched load | 3.5 | Volts |
| Internal Resistance | $T_h=440^{\circ}\text{C}$, $T_c=25^{\circ}\text{C}$ | 0.67 | Ohms |
| | $T=25^{\circ}\text{C}$ | 0.44 | Ohms |
| Current | $T_h=440^{\circ}\text{C}$, $T_c=25^{\circ}\text{C}$ @ matched load | 5 | Amps |
| | $T_h=440^{\circ}\text{C}$, $T_c=25^{\circ}\text{C}$ @ short circuit | 10 | Amps |





| Topic | Notes |
|-------------------------------------|---|
| Beta Prototype | <ul style="list-style-type: none">• Test Arrays have received bench testing consisting of resistance and mechanical checks.• Test modules have received bench testing consisting of multiple temperature cycles to a temperature difference (DT) of 350°C• Base materials have received bench evaluations to 440°C• Delivered modules have been tested once up to 300°C to ensure internal electrical interconnect forms• High temperature performance based upon previous test experience• High temperature electrical connections (up to 700°C) are implemented on the hot side providing better performance stability over multiple heat cycles and sustained high temperatures |
| Mechanical Interface | <ul style="list-style-type: none">• Plates: AlN with external isolated interconnect metal• Orientation: External connectors tied to cold side• Positive normal compression required at all times (180-240 psi) with stress relief at temperature• Hot Side: Recommend use of high temperature sheet (e.g. Grafoil sheet)• Cold Side: Recommend use of thermal paste |
| Electrical Connection | <ul style="list-style-type: none">• High temperature wire with male quick connect terminals• All terminals attached on cold side plates• Recommend attaching large interconnect wire (No. 3 or larger)• Fixed support for stress relief |
| ¹ Reliability & Lifetime | <ul style="list-style-type: none">• Some slow degradation may occur at 600°C, contact MicroPower Global for details• Tested to hot/cold cycles to 300°C with < 15% degradation |

For enquiries, contact:

sales@micropower-global.com

MicroPower Global

3055 Hunter Road

San Marcos, TX 78666

(512) 245-9099