

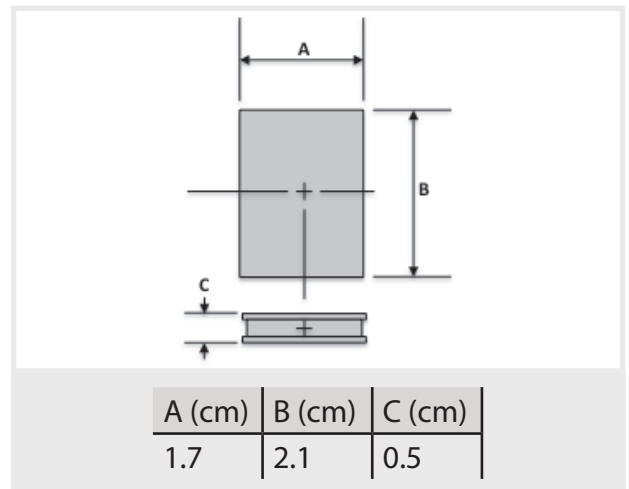

# MPG Series 200 2018-009A Beta Prototype

## Description

The MPG Series 200:2018-009A Thermoelectric Power Module is designed as a solid state converter of heat to electricity at higher temperatures up to 600°C. It consists of 9 couples of high performing PbTe and TAGS based materials produced using MicroPower Global's proprietary single crystal growth and device technologies. Individual dice are sandwiched between high temperature ceramic plates. Long operational life is possible when used in a reducing atmosphere.

## Features

- **Produces up to 3 watts of power**
- **Operates up to 600°C<sup>1</sup>**
- **Fully Encapsulated Module** (Greatly simplifies generator construction)
- **High Performance PbTe and TAGS** (Up to 12% efficient)



## Applications

### Power Supplies

- Use waste heat to generate a source of power in remote locations.
- Burn a hydrocarbon fuel to generate a source of power in remote locations.
- Cathodic protection
- Telecommunication

### Self Powered Devices

- Heaters
- Water Heaters
- Furnaces
- Vehicle Engine Heaters

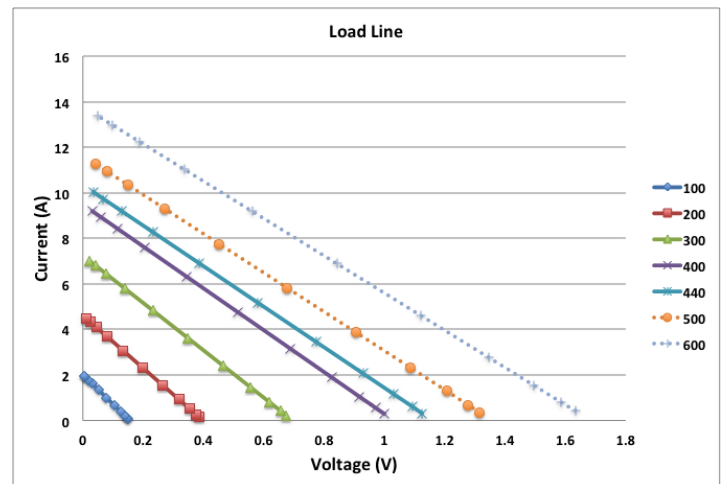
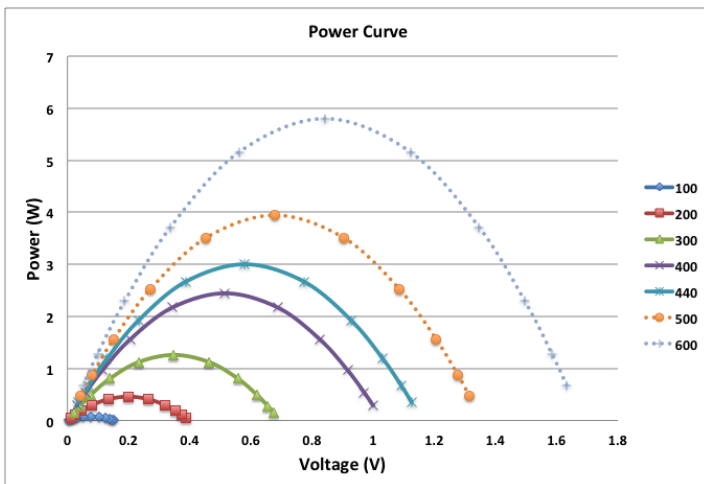
### Waste Heat Recovery

- Engine exhaust powered alternator replacement
- Industrial operations such as refineries, foundries, glass and cement plants

### Renewable Energy

- Solar Concentrators
- Wood burning stoves
- Geothermal
- Incinerators

Parameter	Conditions	Typical	Units
Power	$T_h=440^\circ\text{C}, T_c=25^\circ\text{C}$ @ matched load	3.0	Watts
Voltage, Open Circuit	$T_h=440^\circ\text{C}, T_c=25^\circ\text{C}$	1.2	Volts
Voltage, Matched Load	$T_h=440^\circ\text{C}, T_c=25^\circ\text{C}$ @ matched load	0.6	Volts
Internal Resistance	$T_h=440^\circ\text{C}, T_c=25^\circ\text{C}$	0.11	Ohms
	$T=25^\circ\text{C}$	0.09	Ohms
Current	$T_h=440^\circ\text{C}, T_c=25^\circ\text{C}$ @ matched load	5	Amps
	$T_h=440^\circ\text{C}, T_c=25^\circ\text{C}$ @ short circuit	10	Amps



Topic	Notes
Beta Prototype	<ul style="list-style-type: none"> <li>• Test Arrays have received bench testing consisting of resistance and mechanical checks.</li> <li>• Test modules have received bench testing consisting of multiple temperature cycles to a temperature difference (DT) of 350°C</li> <li>• Base materials have received bench evaluations to 440°C</li> <li>• Delivered modules have been tested once up to 300°C to ensure internal electrical interconnect forms</li> <li>• High temperature performance based upon previous test experience</li> <li>• High temperature electrical connections (up to 700°C) are implemented on the hot side providing better performance stability over multiple heat cycles and sustained high temperatures</li> </ul>
Mechanical Interface	<ul style="list-style-type: none"> <li>• Plates: AlN with external isolated interconnect metal</li> <li>• Orientation: External connectors tied to cold side</li> <li>• Positive normal compression required at all times (180-240 psi) with stress relief at temperature</li> <li>• Hot Side: Recommend use of high temperature sheet (e.g. Grafoil sheet)</li> <li>• Cold Side: Recommend use of thermal paste</li> </ul>
Electrical Connection	<ul style="list-style-type: none"> <li>• High temperature wire with male quick connect terminals</li> <li>• All terminals attached on cold side plates</li> <li>• Recommend attaching large interconnect wire (No. 3 or larger)</li> <li>• Fixed support for stress relief</li> </ul>
Reliability & Lifetime	<ul style="list-style-type: none"> <li>• Some slow degradation may occur at 600°C, contact MicroPower Global for details</li> <li>• Tested to hot/cold cycles to 300°C with &lt; 15% degradation</li> </ul>

**For enquiries, contact**  
**[sales@micropower-global.com](mailto:sales@micropower-global.com)**

MicroPower Global

3055 Hunter Road, San Marcos, TX 78666

(512) 245-9099

